

HE WEARS  
HOLBECK  
SLIM FIT JACKET

SHE WEARS  
EDITION  
TAILORED FIT JACKET

NEW

The reliable performer.

BROOK  
TAVERNER




SINCE 1912

NEW  
STYLES

# PERFORMANCE COLLECTION

## ALL-ROUNDER

In corporate wear, style, fit and comfort are so often compromised in favour of durable fabrics. Our Performance Collection perfectly balances high quality tailoring with cutting edge Shape Memory Technology. A wide range of fits and styles has created a go-to all round performer offering unrivalled value. 2020 brings two new styles benefitting from improved fabric attributes, Lycra and recycled polyester.

|   |  |   |
|---|--|---|
| 19<br>Mix & Match Styles  | Slim Fit<br>Tailored Fit<br>Classic Fit  | Up to<br>4<br>colours   |
| <br>65% Polyester<br>35% Wool                          | <br>325gm<br>Midweight<br>Fabric    | <br>40°<br>Machine<br>Washable         |
| <br>Very Durable -<br>Martindale Test<br>> 80,000 rubs | <br>7.5%<br>Mid Level<br>of Stretch | <br>High Level of<br>Crease Resistance |



45 Recycled bottles  
used per suit  
Certain styles



### PARTICULARLY SUITABLE FOR:



### MEN'S JACKETS

|                             |         |
|-----------------------------|---------|
| HOLBECK Slim Fit Jacket     | 74 - 75 |
| ALDWYCH Tailored Fit Jacket | 75      |
| LANGHAM Classic Fit Jacket  | 75      |

### TROUSERS

|                               |    |
|-------------------------------|----|
| HOLBECK Slim Fit Trousers     | 77 |
| ALDWYCH Tailored Fit Trousers | 77 |
| LANGHAM Classic Fit Trousers  | 77 |

### WAISTCOAT

|                                |    |
|--------------------------------|----|
| CAPITAL Tailored Fit Waistcoat | 76 |
|--------------------------------|----|

### WOMEN'S JACKETS

|                                 |         |
|---------------------------------|---------|
| NEW EDITION Tailored Fit Jacket | 78 - 79 |
| ROSEWOOD Slim Fit Jacket        | 79      |
| RITZ Tailored Fit Jacket        | 79      |
| CONNAUGHT Classic Fit Jacket    | 80 - 81 |
| MAYFAIR Tailored Fit Jacket     | 86      |

### TROUSERS

|                                 |    |
|---------------------------------|----|
| ASTORIA Tailored Leg Trousers   | 83 |
| HEMPEL Slim Leg Trousers        | 83 |
| GROSVENOR Straight Leg Trousers | 83 |

### WAISTCOAT, SKIRTS & DRESS

|                                |    |
|--------------------------------|----|
| WALDORF Tailored Fit Waistcoat | 81 |
| NEW MERCHANT Skirt             | 84 |
| WYNDHAM Skirt                  | 85 |
| CORINTHIA Dress                | 82 |

### COLLECTION SUMMARY

|  |         |
|--|---------|
| COLOUR CHOICE AND AFTERCARE<br>Performance Collection & Fabric Information | 86 - 89 |
|--|---------|

PERFORMANCE



**HOLBECK**  
SLIM FIT JACKET  
3500C Charcoal



**ALDWYCH**  
TAILORED FIT JACKET  
3125A Navy



**LANGHAM**  
CLASSIC FIT JACKET  
5984D Black



**HOLBECK**  
SLIM FIT JACKET  
3500 A,C,D,G

Sizes:  
34" - 44" short  
34" - 46" regular  
34" - 44" long

Centre back length  
at size 40R = 75cm



**ALDWYCH**  
TAILORED FIT JACKET  
3125 A,C,D,G

Sizes:  
36" - 48" short  
36" - 56" regular  
38" - 48" long

Centre back length  
at size 40R = 77cm



**LANGHAM**  
CLASSIC FIT JACKET  
5984 A,C,D

Sizes:  
36" - 48" short  
36" - 60" regular  
38" - 48" long

Centre back length  
at size 40R = 78cm





1300G Mid Grey



**CAPITAL**  
WAISTCOAT  
1300 A,C,D,G

Sizes:  
34" - 54" regular

Centre back length  
at size 40R = 62cm



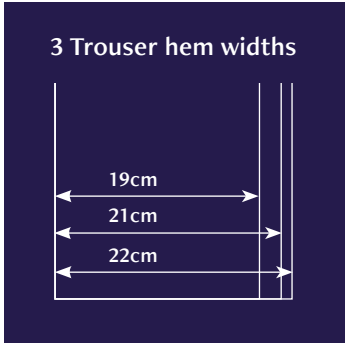
8733C Charcoal

SLIM FIT

**HOLBECK**  
SLIM FIT TROUSER  
8733 A,C,D,G

Sizes:  
28" - 40" waist in leg lengths  
S-29.5", R-31.5", L-33"  
& 36" unfinished

Half hem width at waist size 34" = 19cm



8557A Navy

TAILORED FIT

**LANGHAM**  
CLASSIC FIT TROUSER  
8525 A,C,D

Sizes:  
28" - 56" waist in leg lengths  
S-29.5", R-31.5", L-33" & 36" unfinished

Half hem width at waist size 34" = 22cm



8525D Black

CLASSIC FIT

**ALDWYCH**  
TAILORED FIT TROUSER  
8557 A,C,D,G

Sizes:  
28" - 48"\* waist in leg lengths  
S-29.5", R-31.5", L-33" & 36" unfinished

\*Sizes 46" and 48"  
available in colour G only.

Half hem width at waist size 34" = 21cm







**EDITION**  
TAILORED FIT JACKET  
2355A Navy

NEW



45 Recycled bottles  
used per suit



**ROSEWOOD**  
SLIM FIT JACKET  
2263C Charcoal



**RITZ**  
TAILORED FIT JACKET  
2227G Mid Grey

NEW



**EDITION**  
TAILORED FIT JACKET  
2355 A,C,D

**Sizes:**  
6 - 16 short  
6 - 24 regular  
8 - 18 long

Centre back length  
at size 12R = 60.5cm



45 Recycled bottles  
used per suit



**ROSEWOOD**  
SLIM FIT JACKET  
2263 A,C,D,G

**Sizes:**  
6 - 16 short  
4 - 24 regular  
6 - 18 long

Centre back length  
at size 12R = 55.5cm



**RITZ**  
TAILORED FIT JACKET  
2227 A,C,D,G

**Sizes:**  
6 - 16 short  
6 - 24 regular  
8 - 18 long

Centre back length  
at size 12R = 58cm





CONNAUGHT  
CLASSIC FIT JACKET  
2226A Navy



2260D Black



WALDORF  
WAISTCOAT  
2260 A,C,D,G

Sizes:  
6 - 24 regular

Centre back length  
at size 12R = 51cm

CONNAUGHT  
CLASSIC FIT JACKET  
2226 A,C,D,G

Sizes:  
6 - 18 short  
6 - 30\* regular  
8 - 24 long

\*Mid Grey available to 24R only.

Centre back length  
at size 12R = 65.5cm





2246D Black



**CORINTHIA**  
DRESS  
2246 A,C,D,G

Sizes:  
6 - 24 regular  
8 - 20 long

Centre back length  
at size 12R = 97cm



**FASHION  
BELTS**  
TWIN PACKS

Women's fashion  
belts, gold buckle.

Sizes:  
XS 6  
S 8 - 10  
M 12 - 14  
L 16 - 18  
XL 20 - 22 - 24

Code & Colours:  
2248 A / D



2248A Navy/Nude



2248D Black/Nude

2262G Mid Grey

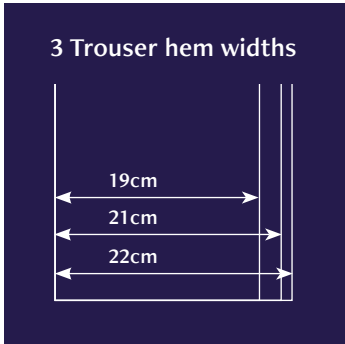


TAILORED LEG

**ASTORIA**  
TAILORED LEG TROUSER  
2262 A,C,D,G

Sizes:  
4 - 24 waist in leg lengths  
S-27", R-29", L-31", XL-33"  
& 36" unfinished

Half hem width at size 12 = 21cm



**GROSVENOR**  
STRAIGHT LEG TROUSER  
2231 A,C,D,G

Sizes:  
6 - 30 waist in leg lengths  
S-27", R-29", L-31", XL-33"  
& 36" unfinished

Mid Grey available to 24 only.

Half hem width at size 12 = 22cm



STRAIGHT LEG

2231A Navy



2306D Black

SLIM LEG

**HEMPEL**  
SLIM LEG TROUSER  
2306 A,C,D,G

Sizes:  
4 - 24 waist in leg lengths  
S-27", R-29", L-31", XL-33"  
& 36" unfinished

Half hem width at size 12 = 16cm







2352A Navy



2352A Navy

NEW

**MERCHANT**  
A-LINE SKIRT, SIDE POCKETS  
2352 A,C,D

Sizes:  
6 - 24 regular - 22"  
8 - 18 long - 25"



45 Recycled bottles  
used per suit



2229C Charcoal

**WYNDHAM**  
SKIRT  
2229 A,C,D,G

Sizes:  
4 - 24 regular - 22"  
8 - 30 long - 25"  
8 - 24 x-long - 27"

Mid Grey available to 24L only.



2229C Charcoal





WOMEN’S PERFORMANCE SUMMARY



EDITION JACKET  
TAILORED FIT  
Navy

Tailored fit, collar and notch lapel, 2 patch pockets, 1 jett pocket.

Sizes:  
6 - 16 short  
6 - 24 regular  
8 - 18 long

Code & Colours:  
2355 A / C / D

Centre back length at size 12R = 60.5cm



MERCHANT SKIRT  
A-LINE, SIDE POCKETS  
Charcoal

A-line skirt with centre back vent, slanted side pockets, twin buttons on waistband.

Sizes:  
6 - 24 regular - 22”  
8 - 18 long - 25”

Code & Colours:  
2352 A / C / D

Centre back length at size 12R = 60.5cm



HEMPEL TROUSER  
SLIM LEG  
Navy

Side pockets, mock hip pockets.

Sizes:  
4 - 24 waist in leg lengths  
S-27”, R-29”, L-31”, XL-33” & 36” unfinished

Code & Colours:  
2306 A / C / D / G

Half hem width at size 12R = 16cm



GROSVENOR TROUSER  
STRAIGHT LEG  
Navy

Single button front fastening, key card pocket, half lined, belt loops.

Sizes:  
6 - 30 waist in leg lengths  
S-27”, R-29”, L-31”, XL-33” & 36” unfinished

Code & Colours:  
2231 A / C / D / G

Mid Grey available to 24 only.

Half hem width at size 12R = 22cm



ASTORIA TROUSER  
TAILORED LEG  
Mid Grey

Front hook fastening, 2 side pockets, mock rear pockets, half lined.

Sizes:  
4 - 24 waist in leg lengths  
S-27”, R-29”, L-31”, XL-33” & 36” unfinished

Code & Colours:  
2262 A / C / D / G

Half hem width at size 12R = 21cm



WYNDHAM SKIRT  
Navy

Straight skirt, centre vent, shaped back panels, full stretch lining.

Sizes:  
4 - 24 regular - 22”  
8 - 30 long - 25”  
8 - 24 x-long - 27”

Code & Colours:  
2229 A / C / D / G

Mid Grey available to 24L only.

45 Recycled bottles used per suit

2020 sees the launch of the EDITION jacket and MERCHANT skirt, the first styles in the Performance Collection to use RECYCLED POLYESTER in the fabric blend. As part of our commitment to sustainable sourcing and manufacturing, this simple fabric change diverts 45 BOTTLES PER SUIT from landfill, reducing soil contamination and air & water pollution. What’s more, recycled polyester requires less energy in production than virgin polyester. These styles are also the first to benefit from the addition of LYCRA to the fabric blend, which will increase the fabric stretch to 15% and enhance wearer comfort even more. Recycled polyester and Lycra will be rolled out throughout the entire PERFORMANCE COLLECTION during 2020.



ROSEWOOD JACKET  
SLIM FIT  
Black

1 button, peaked lapel, 2 flap and 2 jett pockets, plain back.

Sizes:  
6 - 16 short  
4 - 24 regular  
6 - 18 long

Code & Colours:  
2263 A / C / D / G

Centre back length at size 12R = 55.5cm



MAYFAIR JACKET  
TAILORED FIT  
Navy

3 button, rounded lapel and pockets, plain back.

Sizes:  
6 - 16 short  
6 - 24 regular  
8 - 18 long

Code & Colours:  
2228 A / C / D / G

Centre back length at size 12R = 60.5cm



RITZ JACKET  
TAILORED FIT  
Navy

3 button, peaked lapels, centre vent.

Sizes:  
6 - 16 short  
6 - 24 regular  
8 - 18 long

Code & Colours:  
2227 A / C / D / G

Centre back length at size 12R = 58cm



CONNAUGHT JACKET  
CLASSIC FIT  
Mid Grey

2 button, notch lapel, 1 inside pocket, centre vent.

Sizes:  
6 - 18 short  
6 - 30\* regular  
8 - 24 long

Code & Colours:  
2226 A / C / D / G

\*Mid Grey available to 24R only.

Centre back length at size 12R = 65.5cm



WALDORF WAISTCOAT  
Charcoal

4 button front, lining backed with adjuster, 2 welt pockets.

Sizes:  
6 - 24 long

Code & Colours:  
2260 A / C / D / G

Centre back length at size 12R = 51cm



CORINTHIA DRESS  
Mid Grey

V-neck, short sleeve, breast darts, centre vent, full stretch lining.

Sizes:  
6 - 24 regular  
8 - 20 long

Code & Colours:  
2246 A / C / D / G

Centre back length at size 12R = 97cm



65% Polyester  
35% Wool



Midweight  
Fabric



Machine  
Washable



Very Durable -  
Martindale Test  
> 80,000 rubs

←7.5%→

Mid Level  
of Stretch



High Level  
of Crease  
Resistance





MEN'S PERFORMANCE SUMMARY



**HOLBECK JACKET**  
SLIM FIT  
Navy

2 button jacket, side vents, slim lapels with saddle stitching.

**Sizes:**  
34" - 44" short  
34" - 46" regular  
34" - 44" long

**Code & Colours:**  
3500 A / C / D / G

Centre back length at size 40R = 75cm



**HOLBECK TROUSER**  
SLIM FIT  
Navy

Flat front, 2 side pockets, 1 rear pocket.

**Sizes:**  
28" - 40" waist in leg lengths  
S-29.5", R-31.5", L-33" & 36" unfinished

**Code & Colours:**  
8733 A / C / D / G

Half hem width at waist size 34" = 19cm



**ALDWYCH JACKET**  
TAILORED FIT  
Mid Grey

2 button, side vents.

**Sizes:**  
36" - 48" short  
36" - 56" regular  
38" - 48" long

**Code & Colours:**  
3125 A / C / D / G

Centre back length at size 40R = 77cm



**ALDWYCH TROUSER**  
TAILORED FIT  
Mid Grey

Flat front, 2 side pockets, 1 rear pocket.

**Sizes:**  
28" - 48" waist in leg lengths  
S-29.5", R-31.5", L-33" & 36" unfinished

**Code & Colours:**  
8557 A / C / D / G

\*Sizes 46" and 48" available in colour G only.

Half hem width at waist size 34" = 21cm



**LANGHAM JACKET**  
CLASSIC FIT  
Charcoal

3 button, centre vent.

**Sizes:**  
36" - 48" short  
36" - 60" regular  
38" - 48" long

**Code & Colours:**  
5984 A / C / D

Centre back length at size 40R = 78cm



**LANGHAM TROUSER**  
CLASSIC FIT  
Navy

Single pleat, 2 side pockets, 1 rear pocket.

**Sizes:**  
28" - 56" waist in leg lengths  
S-29.5", R-31.5", L-33" & 36" unfinished

**Code & Colours:**  
8525 A / C / D

Half hem width at waist size 34" = 22cm



**CAPITAL WAISTCOAT**  
Black

5 button front, lining backed with adjuster, 2 welt pockets.

**Sizes:**  
34" - 54" regular

**Code & Colours:**  
1300 A / C / D / G

Centre back length at size 40R = 62cm

PARTICULARLY SUITABLE FOR:



Financial & Banking



Travel



Office teams



Hotels



Front of house



Retail



Health sectors




Facilities Management



Security

FABRIC INFORMATION

Our PERFORMANCE collection is available in up to 4 fabric colour choices.



65% Polyester  
35% Wool

325gm  
Midweight Fabric

40°  
Machine Washable

Very Durable -  
Martindale Test  
> 80,000 rubs

7.5%  
Mid Level of Stretch

High Level of Crease Resistance



In corporate wear, style, fit and comfort are so often compromised in favour of durable fabrics. Our Performance Collection perfectly balances high quality tailoring with cutting edge Shape Memory Technology.

2020 brings two new styles benefitting from improved fabric attributes, Lycra and recycled polyester.

STeP by OEKO-TEX® is a key certification in our supply chain. This ensures factories operate in a safe, transparent and environmentally respectful manner.



45 Recycled bottles used per suit  
Certain styles



WASHCARE INSTRUCTIONS



Wool Cycle



Wash Separately



Reshape garments naturally



Do NOT tumble dry



Cool iron over damp cloth



Alternatively, garments can be dry cleaned